
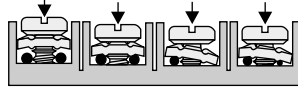


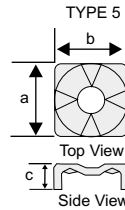
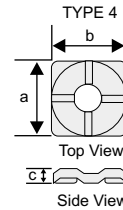
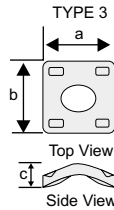
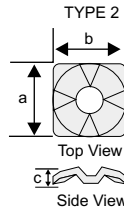
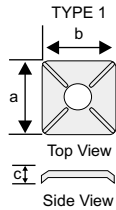
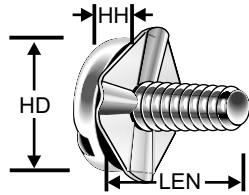
57 - TERMINAL & GROUNDING SCREWS



Usage: Captive screws for electrical contactors, relays, distribution strips, bus-bars, and grounding applications.



CATEGORY	57 Terminal Screws
MATERIAL	Screw: Alloy Steel, SS316 Clamp: Alloy Steel, SS316
FINISH	Steel: Zinc Triv/Dichr Stainless Steel: None



Machine Screw Diameter	Length (mm)	Part number	Clamp Plate		HD (mm)	HH (mm)	a (mm)	b (mm)	c (mm)	Barrier Width (mm)	Single Wire Size	Double Wire Size	Driver	Clamp Type	
M3 x 0.5-6g	7	57-1448	175-07	Max	5.50	2.15	6.70	6.60	2.30	7.2	14	18	P1S	3	
				Min	5.00	1.85	6.50	6.40	2.10	22	22				
M3.5x 0.6-6g	9.5	57-1452	180-09	Max	6.00	2.45	7.60	7.90	2.90	8.1	12	12	P1S	3	
				Min	5.50	2.15	7.40	7.70	2.70	22	22				
	9.5	57-1459	255-09	Max	6.00	2.45	7.60	7.90	2.90	8.1	12	12	P2S	3	
				Min	5.50	2.15	7.40	7.70	2.70	22	22				
	7.5	57-1460	256-07	Max	6.00	2.45	7.10	7.70	2.40	7.6	12	12	P2S	3	
				Min	5.50	2.15	6.90	7.40	2.10	22	22				
	7.6	57-1446	174-07	Max	6.40	2.45	7.10	8.65	2.60	7.6	12	12	PZ2S	3	
				Min	6.15	2.15	6.90	8.00	2.40	22	22				
	9.5	57-1447	174-09	Max	6.40	2.45	7.10	8.65	2.60	7.6	12	12	PZ2S	3	
				Min	6.15	2.15	6.90	8.00	2.40	22	22				
	9.5	57-1455	205-09	Max	6.00	2.45	7.10	8.00	2.60	7.6	12	12	P1S	3	
				Min	5.50	2.15	6.80	7.70	2.40	22	22				
	9.5	57-1620	281-9.5c	Max	6.20	2.70	7.65	8.00	3.35	8.1	12	12	PZ2	3	
				Min	5.90	2.50	7.50	7.80	3.05	22	22				
8	57-1621	221-08	Max	5.70	2.70	7.60	7.00	2.60	7.5	12	12	P2S	3		
			Min	5.30	2.30	7.30	6.60	2.40	22	22					
7.9	57-1440	110-07	Max	6.00	2.45	7.61	7.61	1.77	8.1	12	12	P2S	1		
			Min	5.50	2.15	7.47	7.47	1.53	22	22					
9.5	57-1441	110-09	Max	6.00	2.45	7.61	7.61	1.77	8.1	12	12	P2S	1		
			Min	5.50	2.15	7.47	7.47	1.53	22	22					
9.5	57-1622	173-9a	Max	6.00	2.45	7.61	7.61	1.77	8.1	12	12	PZ2	1		
			Min	5.50	2.15	7.47	7.47	1.53	22	22					
M4.0 x 0.7-6g	11	57-1453	188-11	Max	7.00	2.75	9.80	9.70	3.80	10.1	10	14	P2S	3	
				Min	6.50	2.45	9.60	9.50	3.60	22	22				
	14	57-1458	254-14	Max	7.00	2.75	10.40	10.20	4.70	10.9	10	14	P2S	3	
				Min	6.50	2.45	10.10	9.80	4.00	22	22				
	11	57-1444	112-11	Max	7.00	2.75	10.57	10.57	2.09	11.2	10	14	P2S	2	
				Min	6.50	2.45	10.31	10.31	1.71	22	22				
	10	57-1454	189-10	Max	7.00	2.75	9.70	9.70	2.00	10.2	10	14	P2S	4	
				Min	6.50	2.45	9.50	9.50	1.80	22	22				
	11	57-1449	176-11	Max	7.00	2.75	9.70	9.70	2.00	10.2	10	14	P2S	4	
				Min	6.50	2.45	9.50	9.50	1.80	22	22				
	12	80-5059	Stainless Steel	Nom.	8.00	2.8	10.5	15.5	7.5	16	8	14	P2S	5	
				Min	8.00	2.8	9.5	13.5	6.0	20	20				
	M5.0 x 0.8-6g	12	57-1451	238-12	Max	8.50	3.30	12.85	11.00	3.70	13.4	8	14	P2S	3
					Min	8.25	3.12	12.55	12.70	3.30	22	22			
13		57-1456	209-13	Max	9.00	3.45	12.70	14.15	4.30	13.2	8	14	P3S	3	
				Min	8.40	3.15	12.50	13.95	4.10	22	22				
15		57-1450	249-15	Max	8.50	3.30	12.50	11.60	4.15	13.0-	8	14	P2S	3	
				Min	8.28	3.16	12.30	11.40	3.85	22	22				
16		57-1457	209-16	Max	9.00	3.45	12.70	14.15	4.30	13.2	8	14	P2S	3	
				Min	8.40	3.15	12.50	13.95	4.10	22	22				
6-32 UN-2A	5/16 (7.9)	57-1442	110-5/16	Max	7.00	2.60	7.61	7.61	1.77	8.1	12	12	P2S	1	
				Min	6.60	2.30	7.47	7.47	1.53	22	22				
6-32 UN-2A	3/8 (9.5)	57-1443	110-3/8	Max	7.00	2.60	7.61	7.61	1.77	8.1	12	12	P2S	1	
				Min	6.60	2.30	7.47	7.47	1.53	22	22				
8-32 UN 2A	3/8 (9.5)	57-1609	112-3/8	Max	8.00	3.10	10.57	10.57	2.09	10.2	10	14	P2S	2	
				Min	7.60	2.80	10.31	10.31	1.71	22	22				
8-32 UN 2A	7/16 (11)	57-1445	112-7/16	Max	8.00	3.10	10.57	10.57	2.09	10.2	10	14	P2S	2	
				Min	7.60	2.80	10.31	10.31	1.71	22	22				

All Dimensions subject to change without notice. Dimensions are for reference only.

Rev 15-NOV-2010